

Welcome to Year 1




As you are unable to visit your new classroom and meet us in person, we thought it would be nice to make this booklet so you know more about your new year group before you return.

Class Teachers



Mrs Worsley, Mrs Greenfield
and Mr Noakes

Teaching Assistants



Mrs McCormick, Miss Kruger,
Mrs Harman and Mr Bailey

Welcome to Year 1



These will be your classrooms in September

Mrs Greenfield's and
Mrs Worsley's Classroom



Your day will start at 8:20
Your day will finish at 14:25

Mr Noakes'
Classroom



Your day will start at 8:20
Your day will finish at 14:20

Welcome to Year 1




This is our Year 1 Activity Area

You can see the shared activity table where you might go and do some small group work or quiet work with an adult.



Where do I hang my coat?

You will have your own peg to hang your coat and book bag on. It will have your name on to help you.



Welcome to Year 1



Where do I go to the toilet?

The toilets are at the end of the corridor. There are boy's toilets and girl's toilets.
If you need to go to the toilet, ask an adult and they will take you.

Boy's
toilets are
on the
left



Girl's
toilets are
on the
right




Welcome to Year 1



My Special Hat

Each class will have a hat that they will need to wear. The hats need to be purchased through Parent Pay and cost £2.00 each. You will have to wear your hat at school, this is to ensure that we all stay in our bubbles.



Welcome to Year 1




Playtime and Lunchtime

Playtime will be on the lower playground or the Muga. It might be a little bit different when we first start back and we will have playtime and lunchtime with the children in our bubbles. When we are able to mix with the other classes you will have playtime and lunchtime with the other Year 1 class and the Year 2 classes.



Welcome to Year 1



Where do I put my lunch box

Both classes have their own boxes to put your lunch box in. The boxes are labelled 1RN or 1GW and you put your lunch box in your class box when you come in, in the morning. You take your lunch box home at the end of the day.

The outside of Year 1 looks like this:

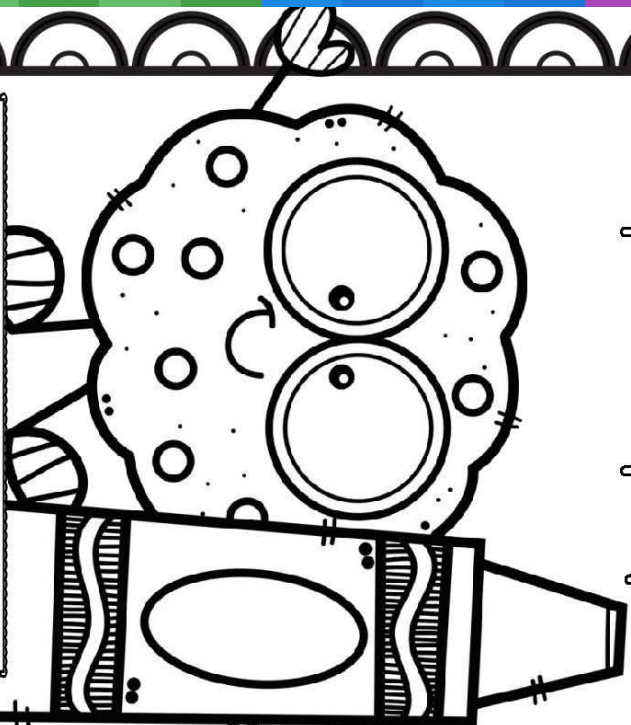
This is where you will come into your class in the morning and where you will leave school at the end of the day. When you arrive in the morning, you will be collected from the main gate and walked to the door. You will come in and hang your coat up and pack away your book bag.

Your parents are not allowed in the school.
When going home, your teacher will take you up to the main gate and your parents will collect you from there.

1RN class will finish at 14:20 and 1GW will finish at 14:25.



All About Me!



This is a picture of
me.


Facts About Me:

My name is: _____

Age: _____

When I grow up I want to be: _____

My Family



My Favorites

Animal: _____

Food: _____

Sport: _____

Colour: _____

Book: _____



Things to do at home: _____

Something you don't know about me

Welcome to Year 1



Over the Summer keep up all your learning so you are ready to make a super start in September!



Welcome to Year 1



COMPUTING

Rising Stars Online Safety

- ✓ To understand that rules help us stay safe, both in the real world and online
- ✓ How our behaviour online can affect people in the same way that it does in real life
- ✓ Learning that we should limit the amount of time we spend using technology.
- ✓ What is personal information and how to protect it. How can we be good digital citizens.
- ✓ Play online games safely, both when they are at home and at school. All children will be sent home with a Safe gaming agreement for home and school.

GEOGRAPHY

To know the difference between towns and countryside. To know and locate countries in the UK. To know their capital cities. To know some facts about each country.

SCIENCE

identify and name a variety of common animals including fish, amphibians, reptiles, birds and mammals
identify and name a variety of common animals that are carnivores, herbivores and omnivores. Learn about differences between animals and humans.

PHONICS



To support your child in phonics, some children will be logging onto this reading phonics programme at school. <https://www.teachyourmonstertoread.com/>

We encourage all children to have a few weekly sessions at home where possible. The children really enjoy it! Phonics stage sheets are in the front of the children's reading records. We use these at school to help track children. Y1 children will take the phonics screening. Here are some useful websites.

Some are free and some are paid for sites.

<https://www.phonicsplay.co.uk>

<https://learn.readwithphonics.com/school/phonics-games/phonics-soundwall?phase=2>

<https://www.phonicsbloom.com/>

<https://epicphonics.com/>

ART

Seasonal Paintings and exploration of colour and pattern. Colour mixing and identifying primary and secondary colours.
Tartan pattern making.

PE AND GAMES

GAMES-Movement Skills

Please ensure that your child has their PE Kit in school every day. All uniform and PE kit must be named clearly please.

Outdoor Learning

Activities based around nature, using the outdoor classroom. Please send in outdoor clothes for this.

Welcome to Year 1



MATHEMATICS

Number Place Value

Read whole numbers from 1 to 20

Write whole numbers from 1 to 20

Count whole numbers to 100

Use ordinal numbers e.g. first, second etc.

Addition and Subtraction

Read mathematical statements with $+$ $-$ $=$ signs

Write mathematical statements with $+$ $-$ $=$ signs

Interpret mathematical statements with $+$ $-$ $=$ signs

Multiplication and Division

Count in multiples of 2

Count in multiples of 5

Count in multiples of 10

We also encourage parents to help their children log onto an online maths programme called NUMBOTS. Please see one of us if you need any help with this.

PSHE

We will be learning how to be Ready, Respectful and Safe in the classroom and around school and learning to recognise emotions. We call this work our Rainbow Ready work.

ENGLISH

For the first 2 weeks, we will be making sure the children settle well into their new classrooms, Year group and doing things a little differently than what they might expect.

In English for the first 2 weeks, we will be looking at a special story and theming those weeks around animals, settling in and being 'rainbow ready' for the start of Year 1.

We will then have a real push on phonics using a scheme called Read, Write, Inc. We learn all our sounds through Reading, Writing and Spelling using texts that focus on different sounds each day.

RE

Know that Christians call God the creator. Sequence the events in the story. Recognise that there is more than one creation story in the Old Testament. State that the book of Genesis is found in the Old Testament. Describe how that according to the Bible God made the universe in 6 days and rested on the 7th. Recognise Adam and Eve were named as the first human beings.